


In class you are furthering your knowledge and skills in drawing, illustration, mixed media and observation. This study will extend your graphical skills, imaginative skills, artists analysis and research skills.




<p>You will...</p> <ul style="list-style-type: none"> ✓ Develop and improve your imagination and drawing and illustration skills. ✓ Build on your knowledge of artists work. ✓ Analyse Artworks and illustrations ✓ Use good presentation skills. ✓ Evaluate your work. 	<p>Time scale 4 hrs plus 2 additional hrs for extended learning challenge.</p> <p>Start Date Week Commencing ongoing</p> <p>Submission Date Week Commencing 4/6/18</p>
<p>INDEPENDENT LEARNING CHALLENGES</p> <p>There are 6 parts to this challenge;</p>	
<p>Task 1) Using the internet and other sources:</p> <ul style="list-style-type: none"> • Collect 10 images that relate to the Modern Fiction novel book you are currently reading in English. Print and save to your school files. These could link to the characters, setting, clothes, time period and themes etc. of the book. • Make a collage in your book with the images. Present the information in an eye catching way <p>Task 2) Collect 5 different font types that you find interesting and could express features and themes in your novel. www.dafont.com is a great site to get inspiration. (See help sheet for more info). Save, print and glue into your hwk book.</p> <p>Task 3) Create your own font:</p> <ul style="list-style-type: none"> • From task 2, use the font designs to create two font styles of your own. • Use a word which links a key word from your analysis in your English lessons to highlight themes, character descriptions or quotes from the book itself. <p>4) Task 4) Look at THREE book covers that have been produced for your novel.</p> <ul style="list-style-type: none"> • Place on an A4 page and analyse what you think is successful. • Then in a different colour analyse what you think could be improved. • Use arrows to show what your comments link to. • Your comments should link to the use of imagery used to depict the novel and the placement of images in the composition. 	<p>Suggested Time</p> <p><input checked="" type="checkbox"/> Once Complete</p> <p>One hour <input type="checkbox"/></p> <p>One hour <input type="checkbox"/></p> <p>One hour <input type="checkbox"/></p> <p>One hour <input type="checkbox"/></p>

5) Task 5

Design a front cover for the novel you are reading in English using either colour pencil or paint.

Two hours



EXTENDED INDEPENDENT LEARNING CHALLENGE

Find a book illustration you admire for its skill, use of image and words, colour for meaning etc.
Create a copy of the illustration in full colour filling an A4 page. Use colour pencils/ paint.

Two hours

LITERACY – Command Words

- Identify** – indicate / list your **observations of the art work/illustrations – what can you see?**
- Describe** – Give a clear description **Colours, Tones and Marks** Think of it as ‘painting a picture with words’.
- Compare** – Identify and explain the similarities and differences **Style and Media**.
- Explain** – Set out in detail the meaning of your reasons i.e. **Impression, Cause and Effect**
- Analyse** – Examine in detail the different **Themes and Mood**

PRESENTATION
Choose how to present your work.

ILC student supported task	You can present your information on the supported task sheet provided.
Extended writing	You can present your information like an essay, giving all the necessary information in lots of small paragraphs.
Leaflet / Brochure	Create a leaflet or brochure to provide all of the necessary information.
PowerPoint Presentation	Create a PowerPoint presentation and place in Public drive, PE, ILC, Year 7, PowerPoint . Make sure that your presentation clearly presents your forename and surname.
Newspaper Report	You may wish to present your findings as a newspaper report, which could include diagrams / drawings, hand written and typed work.
Something different	Negotiation with your subject teacher.

THE PERSONAL LEARNING AND THINKING SKILLS USED IN THIS CHALLENGE ARE:

- Independent Enquirers**
- Creative Thinkers**
- Reflective Learners**
- Team Worker**
- Self Managers**
- Effective Participants**

FURTHER SUPPORT CONTACT DETAILS

CHECKLIST


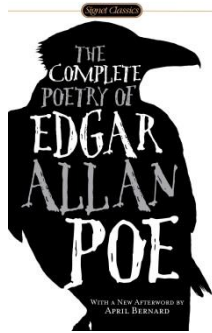
Year 8 Autumn Term Homework

Task 1 (1week)

- Collect 10 images that relate to the Modern Fiction novel book you are currently reading in English. Print and save to your school files. You will need these in lesson.
- These could link to the characters, setting, clothes, time period and themes etc. of the book.

Novels: Modern Fiction

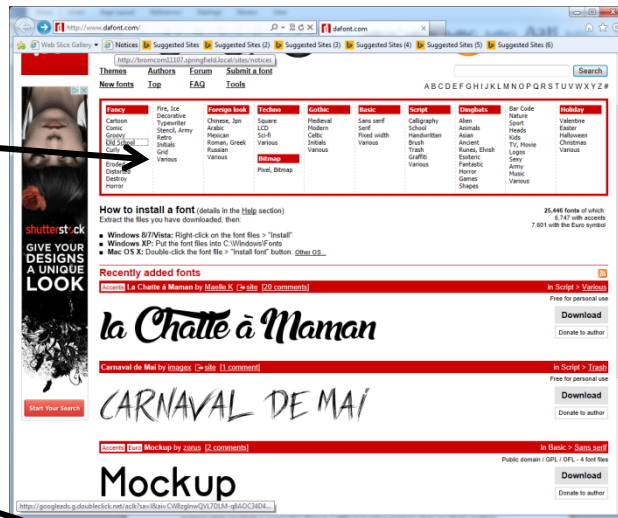
The Raven
Tell Tail Heart



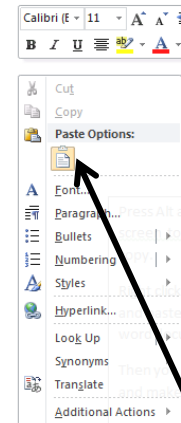
Task 2

- Collect 5 different font types that you find interesting and could express features and themes in your novel.
- www.dafont.com is a great site to get inspiration.
- Save them on your area and print them out.

1 Select a theme from the top red



2 Enter your chosen wording and click the submit button. It will change the fonts to what you write in the box



3 Press Alt and print screen buttons together to copy. Right click mouse and paste in your word document. Then you can crop and make bigger.

Task 3

Create your own font:

- From task 2, use the font designs to create two font styles of your own.
- Use a word which links a key word from your analysis in your English lessons to highlight themes, character descriptions or quotes from the book itself.

Task 4


Look at book covers that have been produced for your novel.

- Select 3.
- Place on an a4 page and analyse what you think is successful.
- Then in a different colour analyse what you think could be improved.
- Use arrows to show what your comments link to.
- Your comments should link to the **use of imagery used to depict the novel** and the **placement of images in the composition**.



Task 5

Design a front cover for the novel you are reading in English using either colour pencil or paint.



cwebb@bulmershe.wokingham.sch.uk
rtaylor2@bulmershe.wokingham.sch.uk

Has my work achieved its purpose?
Have I re read my work to check spellings and grammar?
Have you developed your ideas?
Have you presented your work to the best of your ability?